


Design til bæredygtige handlinger

NNU konferencen - 2023

Michal Pilgaard, Jeanette Baagø og Maja Melballe Jensen
Forskningsprogrammet VIA Læring og IT, VIA University College



Forskningsprogrammet VIA Læring og IT (LIT)

LITs tre primære forskningsfelter, som desuden har en række tværstrukturelle berøringsflader:

- *Digital teknologiforståelse*
- *Undervisning, læring og digitale teknologier*
- *Design af online og hybride læringsmiljøer*

Uddannelse i bæredygtig udvikling

En bæredygtighed fremtid fordrer

"humanity's ability to ensure sustainable development, that meets the needs of the present without encompassing the ability of the future generations to meet their own needs" (Keeble, 1988)

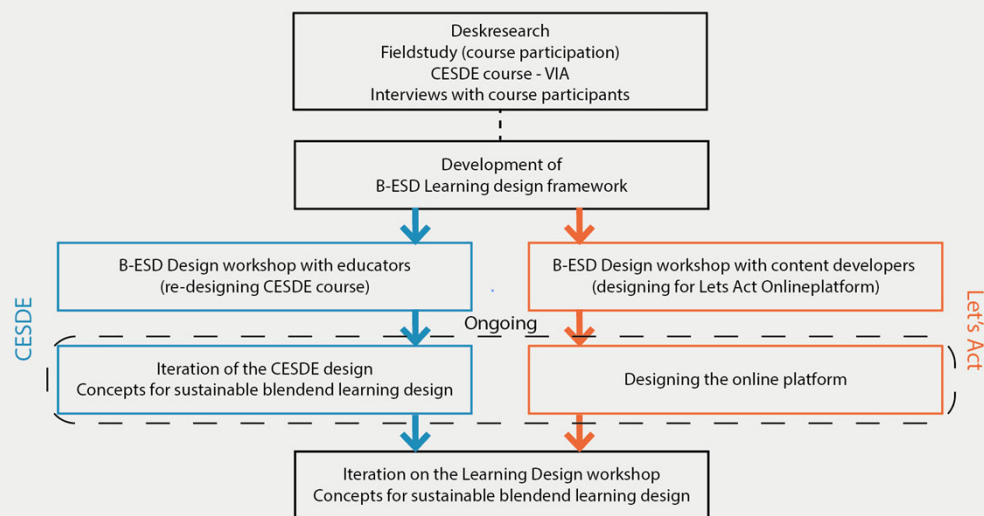


Uddannelse i bæredygtig udvikling (UBU)

*Education for Sustainable Development (ESD) - allow learners to achieve **knowledge** and skills to influence values and **attitudes** as well as enable individual and collective sustainable **actions** towards society and the planet (UNESCO).*



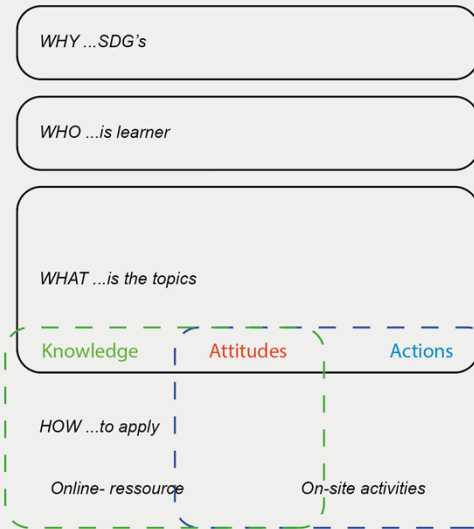
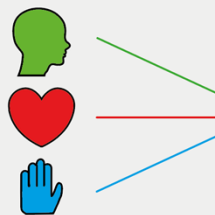
Baggrund for B-ESD rammeværket



Jensen og Pilgaard, 2022

B-ESD rammeværket

*Education for Sustainable Development (ESD) - allow learners to achieve **knowledge** and skills to influence values and **attitudes** as well as enable individual and collective sustainable **actions** towards society and the planet (UNESCO).*



Jensen og Pilgaard, 2022



Let's Act!

Learn about the Sustainable Development Goals (SDGs), through 5 topics related to Preserving the Planet.



Letsact.education

- Erasmus+ projekt
- En åben platform om bæredygtig udvikling
- Målgruppen er 12 - 16 år (6. - 9. klasse)
- Tilhørende manual med pædagogiske input ift. digitale redskaber og ideer til konkrete aktiviteter i nærmiljøet



Linket ml. platform og manual

Sustainable development is the guiding principle for the 21st century and is central to the United Nations Agenda 2030 and the 17 associated goals. Only when we find the equilibrium between social equity, economic growth and environmental protection, can we assure human and economic development for all of humanity across generations.

The 2030 Agenda invites everyone to take action and contribute towards the Sustainable Development Goals. This includes all countries, whether in the Northern or Southern hemisphere. It is also not just a call for international and national policy makers but also a call for businesses, local authorities, the scientific community, educational institutions, civil society as well as individuals like you to join the collective action.

We need everyone on board!

HUMAN RIGHTS - THE SOCIAL PILLAR

- Introduction
- Human Rights - The Social Pillar
- A New World Order after the Second World War
- Human Rights Characters
- History of Human Rights
- What are the Human Rights
- Task about Human Rights

Tasks can be solved in different ways

Suggestion 1

Human rights pictiornary: "Write a short narrative about the person and a fun fact". Students are divided into teams of 4-6 students each. Each team thinks about a short narrative or fun fact about a human right character.

Each team one at a time draws the character. The other team should guess which character it is. The team that guesses most characters win. In the debriefing session the teacher asks the students if it was difficult to guess and what they learned from the process of looking for narrative and fun facts.

Suggestion 2

Students use [Canva](#) to create the portrait of a human rights activist. The teacher tell the students to divide the portrait into two sides. One side contains the positive aspects in keywords, the other side contains the more negative aspects in keywords. Once the students have completed, they can post it on a [Padlet](#) shared with the class. Then each student can use the Padlet to comment on the portraits for example writing something positive about each of them. The teacher creates a blank Padlet and sends the link to the students. The students post the Canva portrait in the Padlet. Each student will have the possibility to have a look of all the portraits and comments.

Instructions for the teacher to help the students use Padlet can be found here if needed:
[Padlet Tutorial for Teachers](#)

- Digitale redskaber
- Blyant og papir
- "Actions"

Make a portrait of Human Rights Activist

Now you will have to draw a drawing with a portrait of a Human Rights Activist that made a big difference for the world.

Maybe you already know one, and then you can google your way to more knowledge about that person, or you can use the internet to find a person you want to know more about.

- 1 You need to draw a picture of the person (it may include symbolics etc.)
- 2 Your drawing should also include elements that show what the person fought for, and perhaps also what difference the person has made to human rights.
- 3 Write a short narrative about the person, and a fun fact



Opgaver

- Lave en tegning eller en plakat (el.lign)
- Digte en sang eller et rollespil
- Udføre forskellige "actions" i nærmiljøet
- Inspiration fra manualen til andre metoder end præsenteret på platformen

Emner

- Menneskerettigheder
- Genanvendelse
- Reduktion af forurening
- Madlavning på nye måder

Referencer

- Jensen, M. M. & Pilgaard, M., (2022) Designing for blended learning approaches for sustainable attitudes and actions . In: Proceedings of the 21st European Conference on e-Learning - ECEL 2022. Academic Conferences and Publishing International,
- Keeble, B.R., (1988) The Brundtland report: 'Our common future.' Medicine and war 4, 17-25.
- UN, United Nations Sustainable Development Goals.
- UNESCO, (2017) Education for Sustainable Development Goals: learning objectives.